

<b>Report Number</b>	GNC-19822A
<b>Customer</b>	Sedna Lighting
<b>Contact</b>	Sean Sage
<b>Product Type</b>	LED Streetlight
<b>Test Purpose</b>	Generation of photometric data
<b>Quote Reference</b>	Q-LUX17-21849
<b>Works Order Number</b>	WO-10469
<b>Test Item Reference</b>	TI-14019
<b>LAB Test Method Reference</b>	TES-102003
<b>Test Standards</b>	LM-79-08; (BS) EN 13032-4:2015; CIE S025:2015
<b>Lab Location Reference</b>	LUX-TSI
<b>Tested by</b>	Mike Sewell
<b>Date of Test</b>	13/09/2017
<b>Reviewed by</b>	Menno Schakel
<b>Number of products tested</b>	1

Address: LUX-TSI Ltd.,  
Pencoed Technology Park,  
Pencoed, Bridgend,  
CF35 5AQ, UK  
Telephone: +44 (0) 1656 864618  
Authorised by: Gareth Jones  
Email: [gjones@lux-tsi.com](mailto:gjones@lux-tsi.com)  
Signed:



Date: 14/09/2017



Streetlight

### Disclaimers

This report is for the exclusive use of LUX-TSI's Customer and is provided pursuant to the agreement between LUX-TSI and its Customer. LUX-TSI's responsibility and reliability are limited to the Terms and Conditions of the agreement. LUX-TSI assumes no liability to any other party, other than the Customer in accordance with the agreement, for any loss, expense or damage occasioned by the use of this report. Only the Customer is authorized to permit copying or distribution of this report and then only in its entirety. Any use of the LUX-TSI name or one of its marks for the sale or advertisement of the tested material, product or service must be approved in writing by LUX-TSI.

The observations and test results in this report are relevant only to the sample tested. Opinions expressed and data supplied in this report, are given in good faith, and are based on the information provided by the Customer. This report does not remove the requirement for the Customer to obtain further independent advice and in particular to instruct a notified or competent body or person to carry out further evaluation work and/or testing. Accordingly, no warranty is given, nor is any term or condition to be implied, that the product, which is the subject of this report, complies with the requirements of any EU directives.



LUX-TSI Ltd., Pencoed Technology Park,  
Pencoed, Bridgend, CF35 5AQ, UK  
Website: [www.lux-tsi.com](http://www.lux-tsi.com)  
E-mail: [info@lux-tsi.com](mailto:info@lux-tsi.com)  
Test Report Number: GNC-19822A  
Test Item: TI-14019



---

## Nomenclature

Lamp Orientation described below relates to the position in which a lamp is designed to operate for maximum performance and safety, these include:

BD - Base Down (bulb is vertically positioned with the metal base at the bottom, glass up)

BU - Base Up (bulb is vertically positioned with the metal base at the top, glass hanging down)

HBD - Horizontal  $+15^{\circ}$  to Base Down

H45 - Horizontal to  $-45^{\circ}$  only

VBU - Vertical Base Up  $\pm 15^{\circ}$

VBD - Vertical Base Down  $\pm 15^{\circ}$

HBU - Base Up  $\pm 90^{\circ}$  (bulb can be operated in a base up or horizontal position)

HOR - Horizontal Burn (bulb is positioned with the metal base parallel to the ground)

H75 - Horizontal  $\pm 75^{\circ}$  (bulb should not be operated within  $15^{\circ}$  of vertical)

U - Universal Burn (burn can be operated in any position)

---

## Test Conditions

Measurements were made with an ambient temperature of  $25^{\circ}\text{C} \pm 1^{\circ}\text{C}$ . Measurements were taken only after sufficient time for thermal stabilisation has been allowed. Thermal stabilisation according to LM-79-08 was achieved before measurements are measured and reported.

---

## Calibrations

The far field Type C Goniophotometer is calibrated using an intensity lamp calibrated by a NVLAP accredited calibration laboratory.

---

## Test Equipment

UL LSI Custom Far-Field Type C Moving Mirror Goniophotometer measures intensity as a function of angle. On-axis spectral measurements taken using spectrometer, for which these measurements and outputs are not accredited.

---

## Data Formats

IES (15 deg azimuth and 2.5 deg inclination) and LDT (15 deg C planes and 2.5 deg gamma angles)

Spectral Data file from which the calculation of chromaticity and CRI etc. have been performed and the derived results from the LightMtrX software are provided as a text file format.

All photometric data for LED products will be provided in ABSOLUTE photometric format and all non-LED data will be in relative photometric format with lamp lumens measured separately, where possible, for LOR estimation.

<b>Product Name</b>	Streetlight
<b>Part/Serial Number</b>	SDINF-100/150-5000K
<b>Type of Product</b>	LED Streetlight
<b>Base Type</b>	Not Applicable - Luminaire
<b>Driver Type</b>	Internal
<b>Test Time</b>	60 mins
<b>Operating Orientation</b>	Base Up
<b>Test Orientation</b>	Base Up
<b>Ambient Temperature</b>	25.1°C
<b>Manufacturer</b>	Sedna Lighting
<b>Date of Manufacture</b>	Not Available
<b>Thermal Management</b>	Passive
<b>Dimmable</b>	No
<b>Pre-Burning Time</b>	0 hours
<b>Stabilisation Time</b>	75 mins
<b>Humidity</b>	48.5% RH
<b>Averaging Applied</b>	NONE

Driver Details		
Manufacturer		N/A
Model		N/A
Part/Serial #		N/A
Rated Voltage		N/A
Output	Current	N/A
	Voltage	N/A

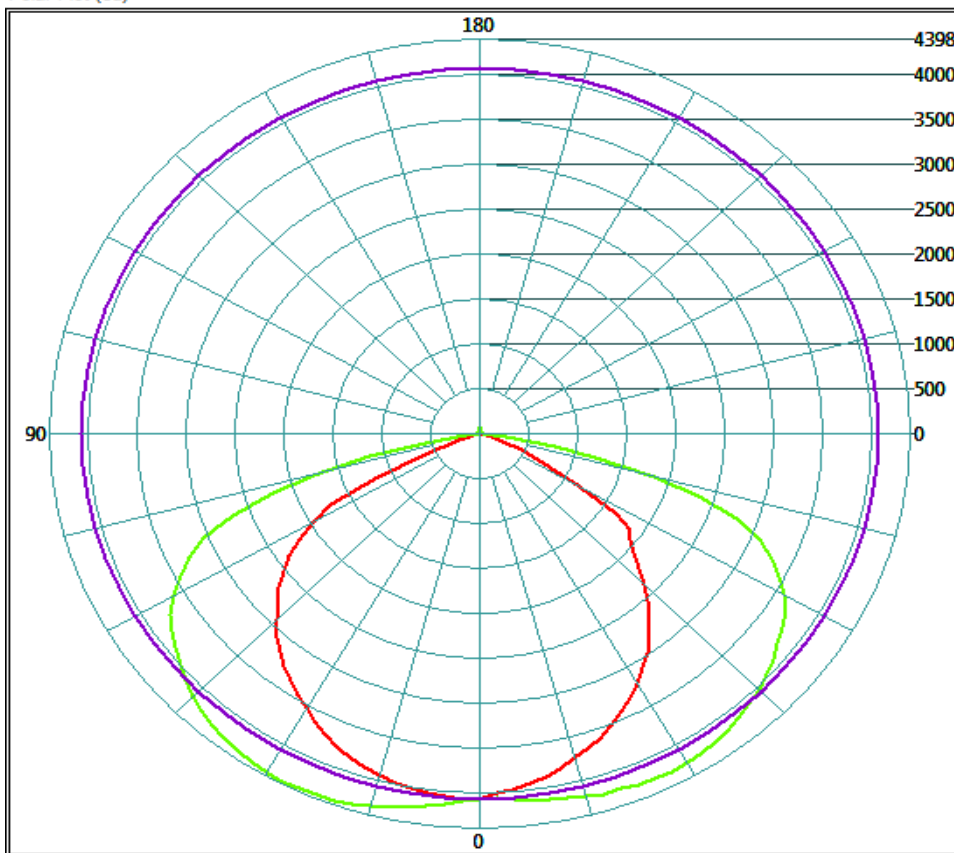
Photometric Measurements	
Luminous Flux	14354 lm
Luminous Efficacy	134 lm/W

Dimension	Sample	Luminous Opening
Diameter/Width	380 mm	305 mm
Length	670 mm	270 mm
Height/Depth	115 mm	0 mm

Electrical Measurements	
Frequency	50 Hz
Voltage	230.0 V
Current	0.478 A
Power	107.4 W
Power Factor	0.976
Apparent Power	109.8 VA

Goniophotometric Measurements		
Beam Angle	Horizontal	145°
	Vertical	109°
On-axis Intensity		4068 cd
Peak Intensity		4398 cd
Peak Direction	Horizontal	85°
	Vertical	25°

Polar Plot (cd)

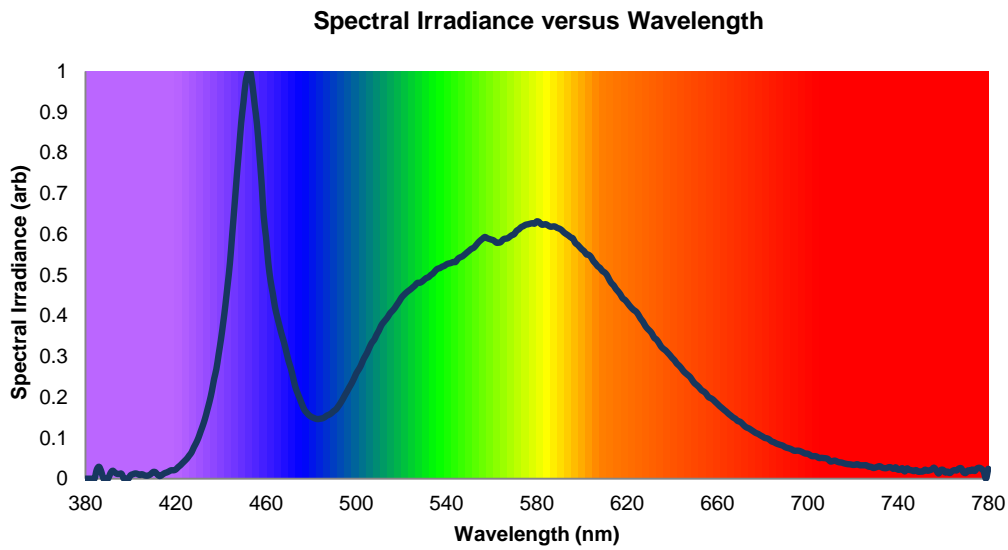


Mounting Height (m)	Beam Width (m)		Projected Illuminance (lux)
	C0-C180 plane	C90-270 plane	
0.5	3.1	1.4	16272
1	6.3	2.8	4068
2	12.6	5.6	1017
3	18.9	8.3	452
4	25.2	11.1	254
5	31.5	13.9	163
7.5	47.2	20.9	72
10	62.9	27.8	41
20	125.9	55.6	10

## Appendices

### *On-axis Spectral Measurement*

The following data was determined from an on-axis spectral measurement using a SP1000 spectrometer at a distance of 2000mm, for which these measurements and outputs are not accredited.

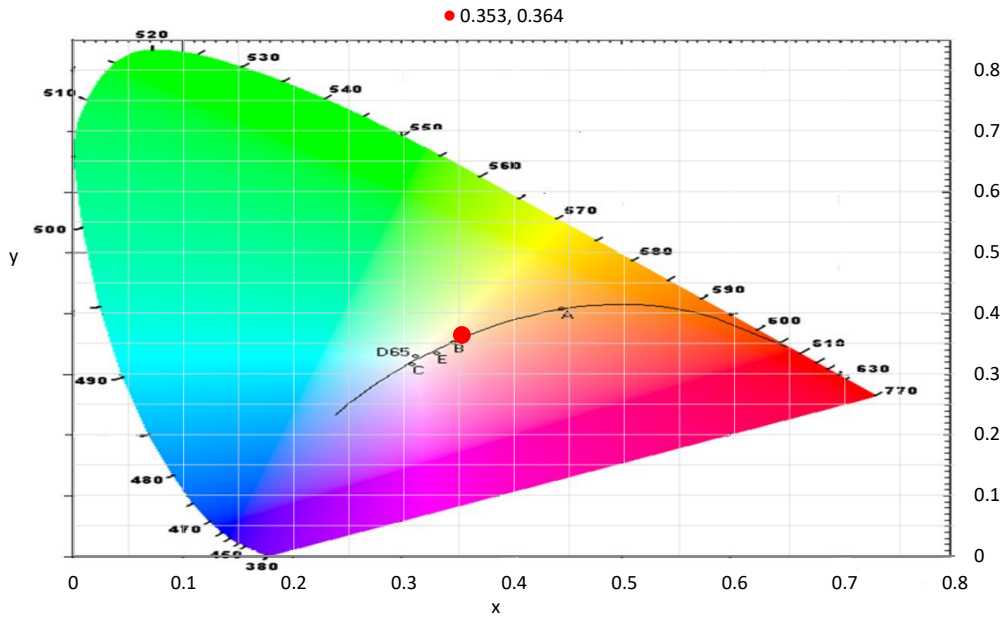


Colour Rendering Index Detail			
R1	72	R8	57
R2	82	R9	-24
R3	89	R10	57
R4	73	R11	70
R5	72	R12	43
R6	74	R13	74
R7	84	R14	94

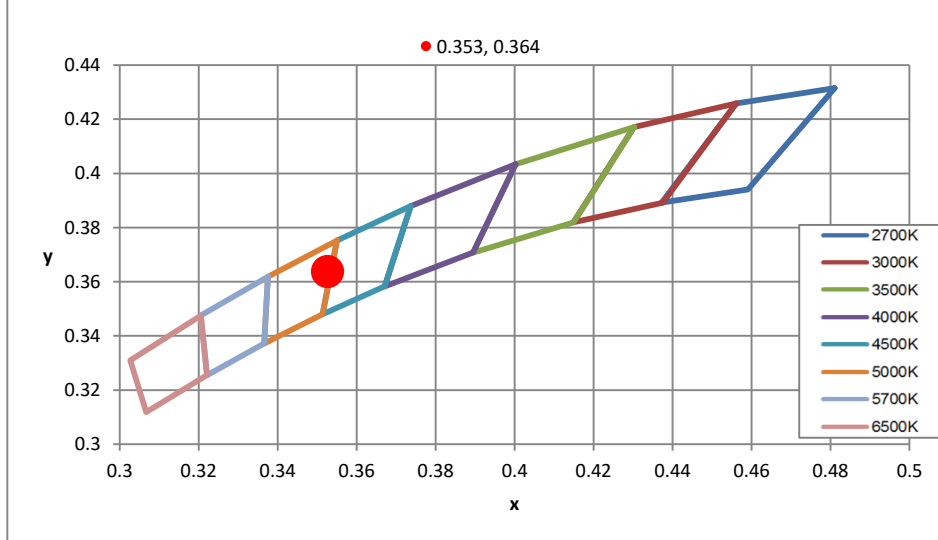
Colorimetric Details	
CCT	4773K
CRI (Ra)	75

Chromaticity Coordinates		
CIE 1931	x	0.3526
	y	0.3638
CIE 1960	u	0.2118
	v	0.3277
CIE 1976	u'	0.2118
	v'	0.4916
Duv		0.0029

CIE 1931 Colour Chart



CIE 1931 x, y Chromaticity Diagram - Nominal CCT Quadrangles



**Spectral Power Distribution**

λ (nm)	Arb units	λ (nm)	Arb units	λ (nm)	Arb units	λ (nm)	Arb units
380	0.00E+00	430	9.97E-02	480	1.52E-01	530	4.88E-01
381	0.00E+00	431	1.15E-01	481	1.50E-01	531	4.93E-01
382	0.00E+00	432	1.31E-01	482	1.47E-01	532	4.95E-01
383	0.00E+00	433	1.48E-01	483	1.46E-01	533	5.00E-01
384	0.00E+00	434	1.69E-01	484	1.47E-01	534	5.04E-01
385	2.20E-02	435	1.90E-01	485	1.48E-01	535	5.10E-01
386	2.92E-02	436	2.15E-01	486	1.51E-01	536	5.15E-01
387	1.78E-02	437	2.45E-01	487	1.55E-01	537	5.17E-01
388	0.00E+00	438	2.69E-01	488	1.57E-01	538	5.21E-01
389	0.00E+00	439	3.05E-01	489	1.61E-01	539	5.22E-01
390	0.00E+00	440	3.41E-01	490	1.66E-01	540	5.27E-01
391	1.28E-02	441	3.82E-01	491	1.70E-01	541	5.28E-01
392	1.95E-02	442	4.27E-01	492	1.78E-01	542	5.30E-01
393	1.54E-02	443	4.77E-01	493	1.86E-01	543	5.32E-01
394	1.18E-02	444	5.29E-01	494	1.95E-01	544	5.32E-01
395	1.19E-02	445	5.99E-01	495	2.05E-01	545	5.40E-01
396	1.19E-02	446	6.67E-01	496	2.15E-01	546	5.43E-01
397	0.00E+00	447	7.40E-01	497	2.25E-01	547	5.46E-01
398	0.00E+00	448	8.06E-01	498	2.35E-01	548	5.50E-01
399	0.00E+00	449	8.74E-01	499	2.46E-01	549	5.55E-01
400	8.66E-03	450	9.24E-01	500	2.59E-01	550	5.60E-01
401	1.08E-02	451	9.75E-01	501	2.68E-01	551	5.64E-01
402	1.29E-02	452	9.97E-01	502	2.77E-01	552	5.67E-01
403	1.19E-02	453	1.00E+00	503	2.91E-01	553	5.73E-01
404	9.22E-03	454	9.66E-01	504	3.01E-01	554	5.80E-01
405	1.10E-02	455	9.17E-01	505	3.11E-01	555	5.85E-01
406	8.67E-03	456	8.71E-01	506	3.24E-01	556	5.90E-01
407	7.31E-03	457	8.02E-01	507	3.35E-01	557	5.94E-01
408	8.21E-03	458	7.29E-01	508	3.42E-01	558	5.90E-01
409	1.16E-02	459	6.43E-01	509	3.54E-01	559	5.89E-01
410	1.65E-02	460	5.93E-01	510	3.63E-01	560	5.87E-01
411	1.58E-02	461	5.30E-01	511	3.76E-01	561	5.85E-01
412	9.48E-03	462	4.86E-01	512	3.84E-01	562	5.80E-01
413	6.46E-03	463	4.55E-01	513	3.90E-01	563	5.80E-01
414	9.66E-03	464	4.21E-01	514	3.97E-01	564	5.81E-01
415	1.34E-02	465	3.97E-01	515	4.06E-01	565	5.87E-01
416	1.53E-02	466	3.74E-01	516	4.12E-01	566	5.89E-01
417	1.80E-02	467	3.53E-01	517	4.19E-01	567	5.90E-01
418	2.08E-02	468	3.34E-01	518	4.27E-01	568	5.94E-01
419	2.06E-02	469	3.12E-01	519	4.35E-01	569	5.98E-01
420	2.26E-02	470	2.89E-01	520	4.44E-01	570	6.01E-01
421	2.81E-02	471	2.71E-01	521	4.51E-01	571	6.09E-01
422	3.27E-02	472	2.48E-01	522	4.56E-01	572	6.12E-01
423	3.83E-02	473	2.25E-01	523	4.61E-01	573	6.17E-01
424	4.38E-02	474	2.10E-01	524	4.65E-01	574	6.20E-01
425	4.95E-02	475	1.96E-01	525	4.70E-01	575	6.23E-01
426	5.71E-02	476	1.82E-01	526	4.74E-01	576	6.25E-01
427	6.46E-02	477	1.69E-01	527	4.81E-01	577	6.26E-01
428	7.69E-02	478	1.62E-01	528	4.81E-01	578	6.27E-01
429	8.74E-02	479	1.56E-01	529	4.83E-01	579	6.26E-01
						580	6.32E-01

**Spectral Power Distribution**

$\lambda$ (nm)	Arb units	$\lambda$ (nm)	Arb units	$\lambda$ (nm)	Arb units	$\lambda$ (nm)	Arb units
581	6.30E-01	631	3.56E-01	681	1.00E-01	731	2.95E-02
582	6.24E-01	632	3.46E-01	682	9.91E-02	732	3.07E-02
583	6.24E-01	633	3.42E-01	683	9.62E-02	733	2.73E-02
584	6.25E-01	634	3.34E-01	684	9.16E-02	734	2.60E-02
585	6.22E-01	635	3.25E-01	685	8.97E-02	735	2.60E-02
586	6.19E-01	636	3.19E-01	686	8.67E-02	736	2.83E-02
587	6.19E-01	637	3.15E-01	687	8.46E-02	737	2.74E-02
588	6.19E-01	638	3.09E-01	688	8.28E-02	738	2.41E-02
589	6.16E-01	639	3.03E-01	689	8.11E-02	739	2.80E-02
590	6.14E-01	640	2.96E-01	690	7.75E-02	740	2.22E-02
591	6.10E-01	641	2.91E-01	691	7.55E-02	741	2.26E-02
592	6.05E-01	642	2.83E-01	692	7.40E-02	742	2.56E-02
593	6.01E-01	643	2.78E-01	693	7.16E-02	743	1.77E-02
594	5.97E-01	644	2.71E-01	694	6.86E-02	744	2.53E-02
595	5.93E-01	645	2.64E-01	695	6.87E-02	745	2.15E-02
596	5.90E-01	646	2.59E-01	696	6.86E-02	746	2.08E-02
597	5.79E-01	647	2.54E-01	697	6.69E-02	747	1.84E-02
598	5.75E-01	648	2.49E-01	698	6.41E-02	748	2.12E-02
599	5.69E-01	649	2.41E-01	699	6.16E-02	749	1.70E-02
600	5.63E-01	650	2.34E-01	700	6.14E-02	750	1.77E-02
601	5.58E-01	651	2.29E-01	701	5.82E-02	751	1.76E-02
602	5.51E-01	652	2.24E-01	702	5.53E-02	752	2.21E-02
603	5.50E-01	653	2.17E-01	703	5.54E-02	753	1.96E-02
604	5.44E-01	654	2.14E-01	704	5.44E-02	754	2.05E-02
605	5.35E-01	655	2.09E-01	705	5.06E-02	755	2.28E-02
606	5.29E-01	656	2.01E-01	706	5.13E-02	756	2.70E-02
607	5.21E-01	657	1.98E-01	707	5.06E-02	757	2.00E-02
608	5.18E-01	658	1.94E-01	708	5.01E-02	758	1.28E-02
609	5.10E-01	659	1.89E-01	709	4.82E-02	759	2.12E-02
610	5.07E-01	660	1.84E-01	710	4.24E-02	760	2.16E-02
611	5.00E-01	661	1.78E-01	711	4.29E-02	761	1.50E-02
612	4.90E-01	662	1.74E-01	712	4.45E-02	762	1.76E-02
613	4.80E-01	663	1.69E-01	713	4.20E-02	763	1.38E-02
614	4.75E-01	664	1.64E-01	714	4.02E-02	764	1.84E-02
615	4.66E-01	665	1.59E-01	715	3.97E-02	765	2.10E-02
616	4.60E-01	666	1.55E-01	716	3.79E-02	766	2.03E-02
617	4.53E-01	667	1.50E-01	717	3.65E-02	767	2.50E-02
618	4.43E-01	668	1.47E-01	718	3.55E-02	768	2.55E-02
619	4.39E-01	669	1.42E-01	719	3.51E-02	769	1.61E-02
620	4.33E-01	670	1.40E-01	720	3.39E-02	770	1.39E-02
621	4.25E-01	671	1.35E-01	721	3.42E-02	771	2.03E-02
622	4.19E-01	672	1.29E-01	722	3.58E-02	772	1.87E-02
623	4.14E-01	673	1.26E-01	723	3.31E-02	773	2.26E-02
624	4.10E-01	674	1.23E-01	724	3.30E-02	774	1.89E-02
625	4.02E-01	675	1.20E-01	725	3.29E-02	775	2.49E-02
626	3.93E-01	676	1.16E-01	726	3.30E-02	776	2.68E-02
627	3.86E-01	677	1.12E-01	727	2.94E-02	777	2.41E-02
628	3.76E-01	678	1.10E-01	728	2.95E-02	778	1.79E-02
629	3.69E-01	679	1.07E-01	729	2.63E-02	779	0.00E+00
630	3.63E-01	680	1.04E-01	730	2.74E-02	780	2.43E-02



**Measurement Uncertainty**

The following is the reported expanded uncertainty of the UL 6440T Type C Mirror Goniophotometer.

Parameter	Uncertainty
Total Luminous Flux (%)	± 4.9
Luminous Intensity (%)	± 4.9
Temperature (°C)	± 1.0
Voltage DC TY720 (%)	± 0.017
Current DC TY720 (%)	± 0.10
Voltage AC WT210 (%)	± 0.059
Current AC WT210 (%)	± 0.025
Power AC WT210 (%)	± 0.23
Frequency (50/60 Hz) WT210 (%)	± 0.004
Power Factor WT210 (%)	± 0.06

The reported expanded uncertainty is based on the combined standard uncertainty multiplied by a coverage factor of  $k = 2$ . This value of  $k$  gives a coverage probability of approximately 95%, assuming a normal distribution. This determination of the measurement uncertainty has been done in accordance with international requirements including UKAS, BIPM Guide to the Expression of Uncertainty in Measurement and CIE 198:2011 and CIE S 025/E:2015.

Electrical measurement equipment used for the determination of results for this report, are compliant and meet the performance requirements of the measurement standards used.

----- END OF REPORT -----