

LED Premium Street Light 30w c/w Photocell NEMA Dusk til Dawn Sensor Flicker Free

£133.63

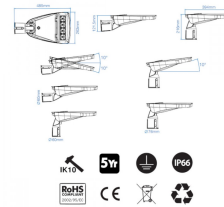
4,200lm



30W
Replaces
35W SOX



LED Premium Street Light DIMENSIONS



Performance-Optimized Design & Robust Construction



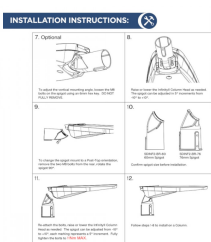
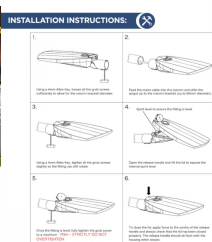
PHOTOCELL ENABLED

FOR UP TO 80% SAVINGS ON ELECTRICITY



DURABLE, ROBUST AND DEPENDABLE

UL94 V-0, IK10, IP66, RoHS, CE, 5yr



DARK SKY FRIENDLY



PRODUCT INFORMATION

LED Type	SMD3030 LEDs
Warranty	5 Year
Part L Compliant	Yes
Dimensions	617mm x 212mm x 118mm
Weight	3.85kg
Windage	0.08m ²
Socket Type	Optional 3 pin NEMA Socket
Equivalent to	35 SOX

TECHNICAL SPECIFICATIONS

Power Consumption	30W
Input Voltage	100-280V AC
Power Factor	>0.96
Operating Temperature	-20°C to 50°C
L70 Rated Lifetime	+100,000hrs

PRODUCT INFORMATION

TECHNICAL SPECIFICATIONS

Ingress Protection IP66

LUMEN PERFORMANCE

Luminous Efficiency 140lm/W

Beam Angle 150° x 80°

CRI (Colour Rendering Index) >80Ra

Lumen Output 4,200lm

AVAILABLE OPTIONS

Colour Temperature 3000K (Dark Sky Friendly- 0% ULOR) 4000K

3-Hour Emergency Version No

Built-in Microwave Occupancy Detector No

1-10V Dimmable Available on Request

DALI Dimmable Available on Request

****Fitting Comes inclusive with integral 3-Pin NEMA Socket and Lucy Zodion 70lux Photocell****

Luminaire designed for column/post mounting at heights of 4 - 16m, with a range of sizes across 30W - 240W (4,200-33,000lm), IP66 design for exterior environments, with a low profile, sleek silver anodised aluminum body for harsh weather environments, Premium Street light is for urban applications such as car-parks, pathways and pedestrian areas. PMMA optic lens ensures a high degree of uniformity across a range of spaces and reduced light spillage, thus further enhancing this 140lm/W luminaire to give optimum lux levels through out. Furthermore the Premium Street light is compatible with standard mains photocells. Additional benefits include 100,000 hours maintenance free performance, with no-tools/quick release access to the internal control gear for installation. Unit available with either 60mm or 76mm entry bracket for both bottom & side-entry hence universally compatible. Angle of illumination can be adjusted around 10° for increased spread.

[DOWNLOAD PRODUCT INSTALLATION MANUAL / GUIDE](#)

[DOWNLOAD UKAS LABORATORY TEST DATA & COMPLIANCE CERTIFICATES](#)

[DOWNLOAD UKAS LABORATORY TEST DATA & COMPLIANCE CERTIFICATES](#)

[DOWNLOAD UKAS LABORATORY TEST DATA & COMPLIANCE CERTIFICATES](#)



Unit 2,
Delta Court,
Doncaster,
DN9 3GN
text_phone 03333 444 943
sales@theledstore.co | <https://theledstore.co/>