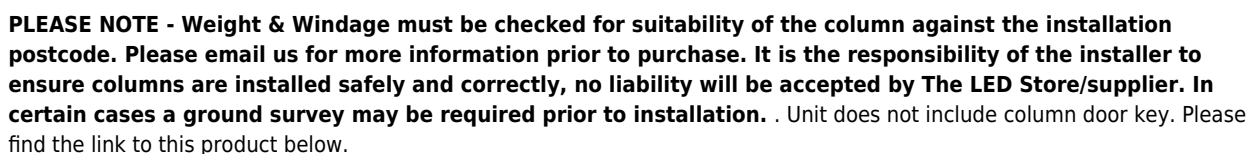











~~£354.00~~ **£315.60**












**M8 COLUMN DOOR KEY**

**DOWNLOAD TYPICAL LAMP POST / LIGHTING COLUMN INSTALLATION - CONCRETE ROOT MOUNTED POST\***

NOTE\* - The above is only a typical detail & is subject to ground conditions & head weight / windage load - we advise this is checked prior to installation

|            |  |  |  |  |  |  |  |  |  |
|------------|---|---|---|---|---|---|--|---|---|
|            | Height Above Ground (m)   | Root (Below Ground)   | Base Diameter (mm)  | Shaft Diameter (mm)   | Base Height (mm)  | Shaft Height (mm)   | Max Head Weight kg/m <sup>2</sup>  | Weight (kg)   | Min Concrete Diameter* (mm)   |
| LST-3MCOL  | 3m  | 800mm   | Ø140mm  | Ø76mm   | 1250mm  | 1690mm  | 40kg / 0.4   | 27kg  | 950mm   |
| LST-4MCOL  | 4m  | 800mm   | Ø140mm  | Ø76mm   | 1250mm  | 2690mm  | 40kg / 0.4   | 32kg  | 950mm   |
| LST-5MCOL  | 5m  | 800mm   | Ø140mm  | Ø76mm   | 1250mm  | 3675mm  | 40kg / 0.4   | 37kg  | 525mm   |
| LST-6MCOL  | 6m  | 1000mm  | Ø140mm  | Ø76mm   | 1250mm  | 4660mm  | 40kg / 0.4   | 47kg  | 269mm   |
| LST-8MCOL  | 8m  | 1200mm  | Ø168mm  | Ø89mm   | 1250mm  | 6630mm  | 30kg / 0.3   | 80kg  | 262mm   |
| LST-10MCOL | 10m   | 1500mm  | Ø168mm  | Ø114mm  | 1250mm  | 8600mm  | 30kg / 0.28  | 120kg   | 239mm   |
| LST-12MCOL | 12m   | 1700mm  | Ø192mm  | Ø140mm  | 1250mm  | 9840mm  | 40kg / 0.33  | 190kg   | 262mm   |

\*Root concrete diameter based on poor soil or better, minimum 230kN/m<sup>2</sup> per m

|             |  |  |  |  |  |  |  |  |  |
|-------------|---|---|---|---|---|---|---|---|---|
|             | Height Above Ground (m)   | Flange Plate Size (mm)  | Base Diameter (mm)  | Shaft Diameter (mm)   | Base Height (mm)  | Shaft Height (mm)   | Max Head Weight kg/m <sup>2</sup>   | Weight (kg)   | Concrete Dimensions* (mm)   |
| LST-3MCOLFP | 3m  | 280mm x 280mm   | Ø140mm  | Ø76mm   | 1250mm  | 1690mm  | 40kg / 0.4  | 30kg  | 700 x 700 x 800   |
| LST-4MCOLFP | 4m  | 280mm x 280mm   | Ø140mm  | Ø76mm   | 1250mm  | 2690mm  | 40kg / 0.4  | 32kg  | 700 x 700 x 800   |
| LST-5MCOLFP | 5m  | 280mm x 280mm   | Ø140mm  | Ø76mm   | 1250mm  | 3675mm  | 40kg / 0.4  | 39kg  | 750 x 750 x 800   |
| LST-6MCOLFP | 6m  | 280mm x 280mm   | Ø140mm  | Ø76mm   | 1250mm  | 4660mm  | 40kg / 0.4  | 47kg  | 750 x 750 x 800   |
| LST-8MCOLFP | 8m  | 320mm x 320mm   | Ø168mm  | Ø89mm   | 1250mm  | 6630mm  | 30kg / 0.3  | 89kg  | 850 x 850 x 900   |

\*Concrete dimensions based on a minimum ground bearing pressure of 150kN/m<sup>2</sup> per m (Width x Width x Height)