
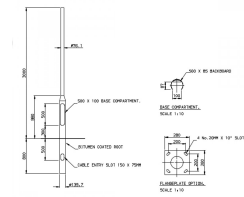
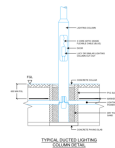



3-12m Street Lighting Column / CCTV Lamp Post 3m/4m/5m/6m/8m/10m/12m - Steel Galvanised Street Lamp Post Root Mounted / Flange Plated

£183.60 £177.00



3-12m Street Lighting Column / CCTV Lamp Post 3m/4m/5m/6m/8m/10m/12m - Steel Galvanised Street Lamp Post Root Mounted / Flange Plated c/w with door (500mm x 100mm) and wooden backboard. Hot dipped galvanised. Light duty lighting column suitable for road, residential, CCTV/security features and general amenity areas, with street lanterns, floodlights & post top amenity luminaires (please see related accessories).

PLEASE NOTE - Weight & Windage must be checked for suitability of the column against the installation postcode. Please email us for more information prior to purchase. It is the responsibility of the installer to ensure columns are installed safely and correctly, no liability will be accepted by The LED Store/supplier. In certain cases a ground survey may be required prior to installation. Unit does not include the column door key. Please see the link to this product below.

[M8 COLUMN DOOR KEY](#)

[DOWNLOAD TYPICAL LAMP POST / LIGHTING COLUMN INSTALLATION - CONCRETE ROOT MOUNTED POST*](#)

NOTE* - The above is only a typical detail & is subject to ground conditions & head weight / windage load - we advise this is checked prior to installation



	Height Above Ground (m)	Root (Below Ground)	Base Diameter (mm)	Shaft Diameter (mm)	Base Height (mm)	Shaft Height (mm)	Max Head Weight kg/m ²	Weight (kg)	Min Concrete Diameter* (mm)
LSTCOL3M76MM-SLS	3m	800mm	Ø140mm	Ø 76mm	925mm	2075mm	40kg / 0.4	27kg	950mm
LSTCOL4M76MM-SLS	4m	800mm	Ø 140mm	Ø 76mm	925mm	3075mm	40kg / 0.4	32kg	950mm
LSTCOL5M76MM-SLS	5m	800mm	Ø 140mm	Ø 76mm	925mm	4075mm	40kg / 0.4	37kg	525mm
LSTCOL6M76MM-SLS	6m	1000mm	Ø 140mm	Ø 76mm	925mm	5075mm	40kg / 0.4	47kg	269mm
LSTCOL8M89MM-SLS	8m	1200mm	Ø 168mm	Ø 89mm	1200mm	6500mm	30kg / 0.3	80kg	262mm
LSTCOL10M114MM-SLS	10m	1500mm	Ø 168mm	Ø 114mm	1300mm	8300mm	30kg / 0.28	120kg	239mm
LSTCOL12M140MM-SLS	12m	1700mm	Ø 192mm	Ø 140mm	1800mm	9900mm	40kg / 0.33	190kg	262mm

*Root concrete diameter based on poor soil or better, minimum 230kN/m² per m



	Height Above Ground (m)	Flange Plate Size (mm)	Base Diameter (mm)	Shaft Diameter (mm)	Base Height (mm)	Shaft Height (mm)	Max Head Weight kg/m ²	Weight (kg)	Concrete Dimensions* (mm)
LSTCOL3M76MMFP-SLS 3m		280mm x 280mm	Ø140mm	Ø76mm	925mm	2075mm	40kg / 0.4	30kg	700 x 700 x 800
LSTCOL4M76MMFP-SLS 4m		280mm x 280mm	Ø140mm	Ø76mm	925mm	3075mm	40kg / 0.4	32kg	700 x 700 x 800
LSTCOL5M76MMFP-SLS 5m		280mm x 280mm	Ø140mm	Ø76mm	925mm	4075mm	40kg / 0.4	39kg	750 x 750 x 800
LSTCOL6M76MMFP-SLS 6m		280mm x 280mm	Ø140mm	Ø76mm	925mm	5075mm	40kg / 0.4	47kg	750 x 750 x 800
LSTCOL8M89MMFP-SLS 8m		320mm x 320mm	Ø168mm	Ø89mm	1200mm	6500mm	30kg / 0.3	89kg	850 x 850 x 900

*Concrete dimensions based on a minimum ground bearing pressure of 150kN/m² per m (Width x Width x Height)