

**4m Aluminium Conical / Tapered Lamp Post / Lighting Column - Machine Brushed Aluminium Street Lamp Post Root Mounted 4 Metre (4m Above Ground)**

**£287.40**

**4m**

**76mm Shaft**

**Ground Root 0.8m**

**REFERENCE PROJECTS**

**CONICAL ALUMINIUM COLUMN**  
Machine Brushed Finish

- Machine brushed finish as standard
- Low reflectance aluminium finish (on request)
- Double lock door
- Equipped with weather-tight door for mounting cable connection

**BULK CUSTOMISATION**

**CUSTOM LENGTH, WIDTH, THICKNESS, FINISH, COLOUR FOR BULK ORDERS**  
CONTACT US FOR DETAILS

4m Aluminium Conical Lamp Post / Lighting Column - Machine Brushed T6 Tempered Aluminium Street Lamp Post Root Mounted 4 Metre (4m Above Ground) Light duty lighting column suitable for road, residential, CCTV/security features and general amenity areas, with street lanterns, floodlights & post top amenity luminaires ( please see related accessories) Designed to BSEN 40

**PLEASE NOTE - Weight & Windage must be checked for suitability of the column against the installation postcode. Please email us for more information prior to purchase. It is the responsibility of the installer to ensure columns are installed safely and correctly, no liability will be accepted by The LED Store/supplier. In certain cases a ground survey may be required prior to installation. . Unit does not include column door key. Please find the link to this product below.**








NOTE - if bolting down the flange plate with steel bolts or fitting mild steel brackets, you must use a separation membrane / barrier between the 2 materials such as a plastic sleeve, washers, gasket etc, to prevent cross contamination and corrosion between to the aluminium and steel.

[TORX COLUMN DOOR KEY](#)

[DOWNLOAD TYPICAL LAMP POST / LIGHTING COLUMN INSTALLATION - CONCRETE ROOT MOUNTED POST\\*](#)

NOTE\* - The above is only a typical detail & is subject to ground conditions & head weight / windage load - we advise this is checked prior to installation

## Root Mounted

Dimensions (mm)							
Product Code	Height	D1	D2	Z	Door Opening	Weight (kg)	Min. Concrete Diameter*
<b>SDACOL4M76MM</b>	4m	76	140	800	600x100	27.0	0.30
<b>SDACOL5M76MM</b>	5m	76	140	800	600x100	30.0	0.35
<b>SDACOL6M76MM</b>	6m	76	152	800	600x100	35.0	0.30

\*Root mounted columns come with bitumen protection on the root, to 200mm above ground level

NOTE - The above is only a typical detail & is subject to ground conditions & head weight / windage load - we advise this is checked prior to installation