

## 50W LED Post Top Street Lantern Eclipse - 360 Degree Car Park / Street Light Luminaire 50W c/w 76mm Entry

**£277.80**

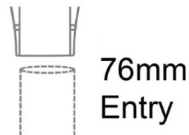
**6,250lm**

**50W**  
**76mm**  
**Column**  
**Entry**

**DARK**  
**SKY**  
**FRIENDLY**



**ULOR**  
**0%**



### Reducing Lighting Pollution

Identify to Urban Spaces




### Elegance and Intelligence

A Gentle Glow Brings Safety

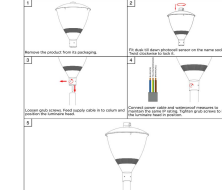


### LED Post Top Lantern DIMENSIONS



### 30W LED Post Top Lantern

Easy Installation and Maintenance

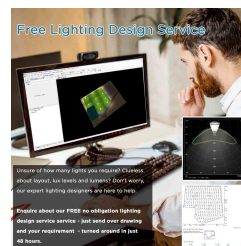


**DARK SKY FRIENDLY**



**ULOR**  
**0%**

**3000K\***



### PRODUCT INFORMATION

Body Colour	RAL9005 Matt Black
LED Type	SMD3030 LEDs
Warranty	5 Year
Part L Compliant	Yes
Dimensions	Ø458mm x 612mm
Weight	6.7kg
Windage	0.27m²
Equivalent to	70 SON / MHL

### TECHNICAL SPECIFICATIONS

Power Consumption	50W
Input Voltage	100-280V AC
Power Factor	>0.95
Operating Temperature	-20°C to 65°C
L70 Rated Lifetime	+55,000hrs
Ingress Protection	IP65

### LUMEN PERFORMANCE

Luminous Efficiency	125lm/W
Beam Angle	150° x 150° (All-round-optic)
CRI (Colour Rendering Index)	>80Ra
Lumen Output	6,250lm

### AVAILABLE OPTIONS

## PRODUCT INFORMATION

## TECHNICAL SPECIFICATIONS

## LUMEN PERFORMANCE

### AVAILABLE OPTIONS

Colour Temperature	3000K (Dark Sky Friendly- 0% ULOR) 4000K
3-Hour Emergency Version	No
Built-in Microwave Occupancy Detector	No
1-10V Dimmable	Available on Request
DALI Dimmable	Available on Request

The Eclipse series post-top is a modern designed LED luminaire for column/post mounting at heights of 3 - 7m, suited to general open areas such as pedestrian areas, car parks and low-to-medium traffic urban applications.

IP65 RAL Black die-cast housing finished with a polybonate diffuser, the 360 degree luminaire gives all round uniform illumination with minimal light spillage, capable for reaching 20-30lux from typical 5-6m installations. Furthermore, luminaire compatible with standard external mains photocells for complete dusk-till-dawn control.

The unit is complete with base mount suitable for 76mm post top column-entry hence universally compatible. Additional benefits include 95lm/W efficacy, +55,000 hour maintenance free performance and minimal disturbance to nocturnal wildlife to the lack of UV/IR spectrum associated with LED photo-metric characteristics.

[DOWNLOAD PRODUCT INSTALLATION MANUAL / GUIDE](#)