

**30W LED Top Hat Lantern c/w Photocell Dusk-til-dawn sensor - 360 Degree Car Park / Street Light Luminaire 30W c/w Photocell Dusk-til-dawn sensor**

**£289.03**

**3,750lm**

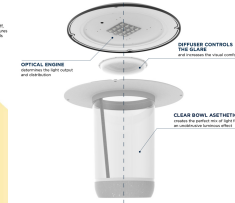
**30W**  
76mm  
Column  
Entry



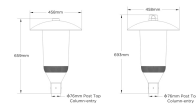
**Reducing Lighting Pollution**  
Identify to Urban Spaces



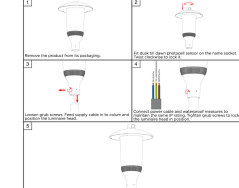
**Elegance and Intelligence**  
A Gentle Glow Brings Safety



**LED Post Top Lantern DIMENSIONS**



**30W LED Post Top Lantern**  
Easy Installation and Maintenance



**DARK SKY FRIENDLY**



**PRODUCT INFORMATION**

|                  |                    |
|------------------|--------------------|
| LED Type         | SMD3030 LEDs       |
| Warranty         | 5 Year             |
| Part L Compliant | Yes                |
| Dimensions       | Ø458 x 659mm       |
| Weight           | 6.7kg              |
| Windage          | 0.15m <sup>2</sup> |
| Equivalent to    | 70 SON / MHL       |

**TECHNICAL SPECIFICATIONS**

|                       |               |
|-----------------------|---------------|
| Power Consumption     | 30W           |
| Input Voltage         | 100-280V AC   |
| Power Factor          | >0.95         |
| Operating Temperature | -20°C to 65°C |
| L70 Rated Lifetime    | +55,000hrs    |
| Ingress Protection    | IP65          |

**LUMEN PERFORMANCE**

|                              |                               |
|------------------------------|-------------------------------|
| Luminous Efficiency          | 125lm/W                       |
| Beam Angle                   | 150° x 150° (All-round-optic) |
| CRI (Colour Rendering Index) | >80Ra                         |
| Lumen Output                 | 3,750lm                       |

**AVAILABLE OPTIONS**

|                    |  |
|--------------------|--|
| Colour Temperature | 3000K (Dark Sky Friendly- 0% ULOR) 4000K |
|--------------------|--|

## PRODUCT INFORMATION

## TECHNICAL SPECIFICATIONS

## LUMEN PERFORMANCE

### AVAILABLE OPTIONS

|                                       |                      |
|---------------------------------------|----------------------|
| 3-Hour Emergency Version              | No                   |
| Built-in Microwave Occupancy Detector | No                   |
| 1-10V Dimmable                        | Available on Request |
| DALI Dimmable                         | Available on Request |

The Top Hat series post-top is a modern designed LED luminaire for column/post mounting at heights of 3 - 7m, suited to general open areas such as pedestrian areas, car parks and low-to-medium traffic urban applications.

IP65 RAL Black die-cast housing finished with a polybonate diffuser, the 360 degree luminaire gives all round uniform illumination with minimal light spillage, capable for reaching 20-30lux from typical 5-6m installations. Furthermore, luminaire compatible with standard external mains photocells for complete dusk-till-dawn control.

Unit C/W Photocell Dusk Til Dawn Sensor

The unit is complete with base mount suitable for 76mm post top column-entry hence universally compatible. Additional benefits include 95lm/W efficacy, +55,000 hour maintenance free performance and minimal disturbance to nocturnal wildlife to the lack of UV/IR spectrum associated with LED photo-metric characteristics.

[DOWNLOAD PRODUCT INSTALLATION MANUAL / GUIDE](#)