


4FT LED BATTEN LIGHT 1200MM (1.2M) LED OFFICE LIGHT FOR CORRIDOR, BATHROOM, STAIRS, GARAGE, WORKSHOP - 40W / 4,800LM / 4000K

£23.40

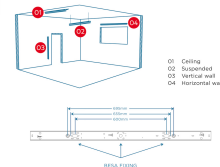
4,800lm

40W
4FT
1200mm



VERSATILE MOUNTING OPTIONS

Perfect Replacement for Fluorescent



LED Complete Linear Batten Fitting

4FT/1200MM 40W 4800LM



60W LED BATTEN FITTING

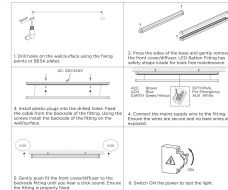


SUITABLE FOR MULTIPLE APPLICATIONS



LED Linear Batten Fitting

Easy Installation and Maintenance



Advances in luminous efficacy results in a delivered luminaire efficacy of 120lm/W. Designed as a direct replacement for conventional surface mount T8-Tubes across standard sizes of 1200mm, 1500mm & 1800mm, as well as suitable for new installations across a range of commercial applications. Conventional design for direct replacements of traditional technology - RAL White steel housing finished off with a frosted anti- glare PMMA optic/diffuser for subtle, uniform lumen output suitable for a range of commercial environments from office, corridor to retail with high CRI 80+. 2 piece body & cover design makes installation quick and easy, whether it be surface-mount (as standard) or suspension.

[DOWNLOAD PRODUCT INSTALLATION MANUAL / GUIDE](#)

PRODUCT INFORMATION

LED Type	SMD2835 LEDs
Warranty	3 Year
Part L Compliant	Yes
Dimensions	1193mm x 67mm x 68mm
Weight	1.5kg
Equivalent to	2 x 36W T8

TECHNICAL SPECIFICATIONS

Power Consumption	40W
Input Voltage	220-240V AC
Power Factor	>0.95
Operating Temperature	-20°C to 50°C
L70 Rated Lifetime	+45,000hrs
Ingress Protection	IP21

LUMEN PERFORMANCE

Luminous Efficiency	120lm/W
Beam Angle	120°
CRI (Colour Rendering Index)	>80
Lumen Output	4,800lm

PRODUCT INFORMATION

TECHNICAL SPECIFICATIONS

LUMEN PERFORMANCE

AVAILABLE OPTIONS

Colour Temperature	Natural White (4000-4500K)
1-10V Dimmable	Available Variant
DMX 512 Compatible	No