

100W LED Flood Spot Light Car Park Garden Heavy Duty - Direct Replacement for 250W SON

£77.40

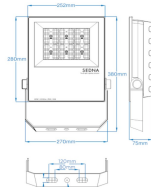
12,500lm



100W
Replaces
250W SON




LED Premium Flood Light DIMENSIONS



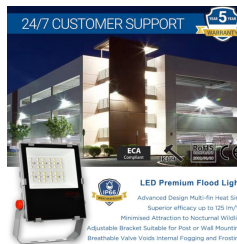
DURABLE, ROBUST AND DEPENDABLE

LONG LASTING PERFORMANCE



IDEAL FOR EXTERIOR LIGHTING

Quality and Advanced Design of Aluminium Housing Help for Better Heat Dissipation and Long-lasting Performance



PRODUCT INFORMATION

LED Type	Lumileds Luxeon® SMD 3030 LEDs
Warranty	5 Year
Part L Compliant	Yes
Dimensions	380mm x 252mm x 75mm
Weight	4kg
Windage	0.11m ²
Equivalent to	250W SON

TECHNICAL SPECIFICATIONS

Power Consumption	100W
Input Voltage	90-305V AC
Power Factor	>0.95
Operating Temperature	-20°C to 50°C
L70 Rated Lifetime	+75,000hrs
Ingress Protection	IP66 / IK09

PRODUCT INFORMATION

TECHNICAL SPECIFICATIONS

LUMEN PERFORMANCE

Luminous Efficiency	125lm/W
Beam Angle	60°
CRI (Colour Rendering Index)	>80Ra
Lumen Output	12,500lm

AVAILABLE OPTIONS

Colour Temperature	Natural White (4000-4500K)
3-Hour Emergency Version	No
Built-in Microwave Occupancy Detector	No
1-10V Dimmable	No
DALI Dimmable	No
DMX 512 Compatible	No

100W LED Flood Spot Light Car Park Garden Heavy Duty - Direct Replacement for 250W SON

Now with 5-year Warranty! An integrated unit using specifically designed using Lumileds Luxeon® SMD 3030 LEDs for long-term efficiency & performance up to 125lm/W. Whats-more, minimised attraction to nocturnal wildlife due to non-ultraviolet light, high light output even in cold temperatures and a wide range of sizes and options to suit round the clock environments, making it the industries number one choice! Available in four different wattage options of 50W, 100W, 150W and 200W delivering superior lumen outputs of between 6,250lm - 25,000lm. Features rear adjustable bracket suitable for post or wall mounting & toughened glass cover. Fully ompact and vibration tested with a durable L70 rated lifespan of +75,000 hours. Further benefits include a breathable valve which voids internal fogging and frosting as well as an advanced multi-fin heat sink design ensuring heat dissipation and longevity for the LEDs.

[DOWNLOAD PRODUCT INSTALLATION MANUAL / GUIDE](#)