

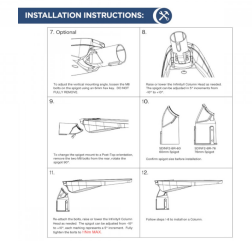


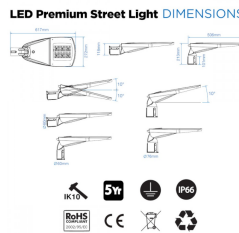
**LED Premium Street Light 60w c/w Photocell NEMA Dusk til Dawn Sensor  
Flicker Free**

**£161.69**

**8,400lm**



**60W**  
Replaces  
**100W SON**



**DARK SKY FRIENDLY**



**3000K\***



**PRODUCT INFORMATION**

LED Type	SMD3030 LEDs
Warranty	5 Year
Part L Compliant	Yes
Dimensions	617mm x 212mm x 118mm
Weight	5.35kg
Windage	0.13m <sup>2</sup>
Socket Type	Optional 3 pin NEMA Socket

**PRODUCT INFORMATION**

Equivalent to 70 MHL

**TECHNICAL SPECIFICATIONS**

Power Consumption 60W  
 Input Voltage 100-280V AC  
 Power Factor >0.96  
 Operating Temperature -20°C to 65°C  
 L70 Rated Lifetime +100,000hrs  
 Ingress Protection IP66

**LUMEN PERFORMANCE**

Luminous Efficiency 140lm/W  
 Beam Angle 80° x 150°  
 CRI (Colour Rendering Index) >80Ra  
 Lumen Output 8,400lm

**AVAILABLE OPTIONS**

Colour Temperature 3000K (Dark Sky Friendly- 0% ULOR) 4000K  
 3-Hour Emergency Version No  
 Built-in Microwave Occupancy Detector No  
 1-10V Dimmable Available on Request  
 DALI Dimmable Available on Request

**\*\*Fitting Comes inclusive with integral 3-Pin NEMA Socket and Lucy Zodion 70lux Photocell\*\***

Luminaire designed for column/post mounting at heights of 4 - 16m, with a range of sizes across 20W - 240W (2,800-33,000lm). IP66 design for exterior environments, with a low profile, sleek silver anodised aluminum body for harsh weather environments, Premium Street light is for urban applications such as car-parks, pathways and pedestrian areas. PMMA optic lens ensures a high degree of uniformity across a range of spaces and reduced light spillage, thus further enhancing this 140lm/W luminaire to give optimum lux levels through out. Furthermore the Premium Street light is compatible with standard mains photocells. Additional benefits include 100,000 hours maintenance free performance, with no-tools/quick release access to the internal control gear for installation. Unit available with either 60mm or 76mm entry bracket for both bottom & side-entry hence universally compatible. Angle of illumination can be adjusted around 10° for increased spread. Slate Grey RAL 7015.

[DOWNLOAD PRODUCT INSTALLATION MANUAL / GUIDE](#)



Unit 2,  
Delta Court,  
Doncaster,  
DN9 3GN  
text\_phone 03333 444 943  
sales@theledstore.co | <https://theledstore.co/>

[DOWNLOAD UKAS LABORATORY TEST DATA & COMPLIANCE CERTIFICATES](#)

[DOWNLOAD UKAS LABORATORY TEST DATA & COMPLIANCE CERTIFICATES](#)

[DOWNLOAD UKAS LABORATORY TEST DATA & COMPLIANCE CERTIFICATES](#)