

8m Lighting Column - Street Lamp Post Root Mounted Steel Galvanised (89mm Shaft/168mm Base)

£460.80












c/w Reduced Pot section on top reduced to 76mm

Lighting Column 8m - Steel Galvanised Tubular Street Lamp Post (89mm Shaft / 168mm Base / 76mm Integral Reduced Pot Section) - 1.2m Root Mounted. c/w with door (600mm x 115mm) and wooden backboard. Maximum head load (Kg/m2) = 30 / 0.3 for terrain category 3. Lighting column designed to BSEN40, PD6547 : 2004 + A1:2009 Hot dipped galvanised to BS EN ISO 1461:2009. Manufactured in steel tube to EN10210 Standard duty lighting column suitable for road, residential, CCTV/security features and general amenity areas, with street lanterns, floodlights & post top amenity luminaires (please see related accessories). **PLEASE NOTE - Weight & Windage must be checked for suitability of the column against the installation postcode. Please email us for more information prior to purchase. It is the responsibility of the installer to ensure columns are installed safely and correctly, no liability will be accepted by The LED Store/supplier. In certain cases a ground survey may be required prior to installation.** . Unit does not include column door key. Please see below link to this product.










[M8 COLUMN DOOR KEY](#)

[DOWNLOAD TYPICAL LAMP POST / LIGHTING COLUMN INSTALLATION - CONCRETE ROOT MOUNTED POST*](#)

NOTE* - The above is only a typical detail & is subject to ground conditions & head weight / windage load - we advise this is checked prior to installation

									
	Height Above Ground (m)	Root (Below Ground)	Base Diameter (mm)	Shaft Diameter (mm)	Base Height (mm)	Shaft Height (mm)	Max Head Weight kg/m ²	Weight (kg)	Min Concrete Diameter* (mm)
LST-3MCOL	3m	800mm	Ø140mm	Ø76mm	1250mm	1690mm	40kg / 0.4	27kg	950mm
LST-4MCOL	4m	800mm	Ø140mm	Ø76mm	1250mm	2690mm	40kg / 0.4	32kg	950mm
LST-5MCOL	5m	800mm	Ø140mm	Ø76mm	1250mm	3675mm	40kg / 0.4	37kg	525mm
LST-6MCOL	6m	1000mm	Ø140mm	Ø76mm	1250mm	4660mm	40kg / 0.4	47kg	269mm
LST-8MCOL	8m	1200mm	Ø168mm	Ø89mm	1250mm	6630mm	30kg / 0.3	80kg	262mm
LST-10MCOL	10m	1500mm	Ø168mm	Ø114mm	1250mm	8600mm	30kg / 0.28	120kg	239mm
LST-12MCOL	12m	1700mm	Ø192mm	Ø140mm	1250mm	9840mm	40kg / 0.33	190kg	262mm

**Root concrete diameter based on poor soil or better, minimum 230kN/m² per m*

									
	Height Above Ground (m)	Flange Plate Size (mm)	Base Diameter (mm)	Shaft Diameter (mm)	Base Height (mm)	Shaft Height (mm)	Max Head Weight kg/m ²	Weight (kg)	Concrete Dimensions* (mm)
LST-3MCOLFP	3m	280mm x 280mm	Ø140mm	Ø76mm	1250mm	1690mm	40kg / 0.4	30kg	700 x 700 x 800
LST-4MCOLFP	4m	280mm x 280mm	Ø140mm	Ø76mm	1250mm	2690mm	40kg / 0.4	32kg	700 x 700 x 800
LST-5MCOLFP	5m	280mm x 280mm	Ø140mm	Ø76mm	1250mm	3675mm	40kg / 0.4	39kg	750 x 750 x 800
LST-6MCOLFP	6m	280mm x 280mm	Ø140mm	Ø76mm	1250mm	4660mm	40kg / 0.4	47kg	750 x 750 x 800
LST-8MCOLFP	8m	320mm x 320mm	Ø168mm	Ø89mm	1250mm	6630mm	30kg / 0.3	89kg	850 x 850 x 900

**Concrete dimensions based on a minimum ground bearing pressure of 150kN/m² per m (Width x Width x Height)*