

LED Premium Street Light 30w - 3-6M Column Street Lighting Fixture - Dark Sky Friendly 3000K/4000K 0% ULOR

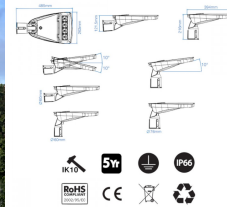
£98.40

4,200lm

30W
Replaces
35W SOX





LED Premium Street Light DIMENSIONS



Performance-Optimized Design & Robust Construction

For 3-6M Column Street Lighting Fixtures



DARK SKY FRIENDLY



3000K*



PRODUCT INFORMATION

| | |
|------------------|----------------------------|
| LED Type | SMD3030 LEDs |
| Warranty | 5 Year |
| Part L Compliant | Yes |
| Dimensions | 617mm x 212mm x 118mm |
| Weight | 3.85kg |
| Windage | 0.08m ² |
| Socket Type | Optional 3 pin NEMA Socket |

PRODUCT INFORMATION

Equivalent to 35 SOX

TECHNICAL SPECIFICATIONS

Power Consumption 30W
Input Voltage 100-280V AC
Power Factor >0.96
Operating Temperature -20°C to 50°C
L70 Rated Lifetime +100,000hrs
Ingress Protection IP66

LUMEN PERFORMANCE

Luminous Efficiency 140lm/W
Beam Angle 150° x 80°
CRI (Colour Rendering Index) >80Ra
Lumen Output 4,200lm

AVAILABLE OPTIONS

Colour Temperature 3000K (Dark Sky Friendly- 0% ULOR) 4000K
3-Hour Emergency Version No
Built-in Microwave Occupancy Detector No
1-10V Dimmable Available on Request
DALI Dimmable Available on Request

Luminaire designed for column/post mounting at heights of 4 - 16m, with a range of sizes across 30W - 240W (4,200-33,000lm), IP66 design for exterior environments, with a low profile, sleek silver anodised aluminium body for harsh weather environments, Premium Street light is for urban applications such as car-parks, pathways and pedestrian areas. PMMA optic lens ensures a high degree of uniformity across a range of spaces and reduced light spillage, thus further enhancing this 140lm/W luminaire to give optimum lux levels through out. Furthermore the Premium Street light is compatible with standard mains photocells. Additional benefits include 100,000 hours maintenance free performance, with no-tools/quick release access to the internal control gear for installation. Unit available with either 60mm or 76mm entry bracket for both bottom & side-entry hence universally compatible. Angle of illumination can be adjusted around 10° for increased spread. Slate Grey RAL 7015.



[DOWNLOAD PRODUCT INSTALLATION MANUAL / GUIDE](#)

Unit 2,
Delta Court,
Doncaster,
DN9 3GN
text_phone 03333 444 943
sales@theledstore.co | <https://theledstore.co/>